

Paint' Touch



1-4 players, young children

Paint' Touch by after-mouse.com 

Bring your family back together!

Paint' Touch is a family friendly game, allowing up to 4 users to play at once. Children can make the most of their creativity with Paint' Touch, which offers drawings, dot games and puzzles to play with. This mess-free studio allows children to choose their color palette and painting tools to complete a series of drawings. Paint' Touch also has an extensive library of puzzles and draw-by-number games organized by difficulty. Completed works can easily be shared with friends and family via email or facebook directly from the application!

How to Play

1. Paintings

Paint'Touch offers 50 unique templates for painting and puzzles, including 20 drawings. Each picture features a black outlined scene and it's up to the player how they want to complete the picture. Every drawing or puzzle can be resized using a pinching motion, or rotated on screen.

Each picture has a toolbar below with options for drawing and painting. Touching the paint palette expands into a color wheel. The outer ring has popular colors to select with one touch, or users can scroll the inner wheel to pick a precise color.

Selecting the pencil icon lets users draw lines and be precise in their painting. The innermost dot on the palette changes the size of the pencil point, to create thicker or thinner lines.

Selecting the bucket tool will fill in any enclosed area once touched. Users should note that the background remains white and cannot be colored with the pencil or fill tool.

If the player would like to erase some of their painting (or puzzle), they can select the eraser and erase selected areas. Touching the reverse arrow will undo the most recent pencil action.

A guide in the left top corner gives suggestions for how to complete the drawing, but of course the options are endless and entirely the player's choice.



Change color



Change brush size

Paint Fill



Pencil




Eraser



Undo



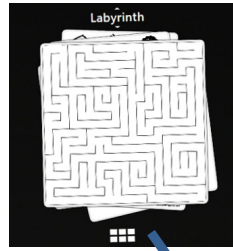
Suggested painting scheme



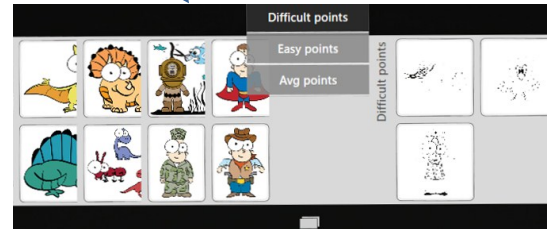
How to Play (Continued)

All 20 drawings and the rest of the puzzles are found in the content stack in the corner. Touching the tiles in the stack will expand to show all the available drawings and puzzles, listed by difficulty. A simple swipe drags the selected drawing or puzzle from the stack to the screen.

In addition to the drawings, Paint'Touch offers puzzles to play as well. Pulling up the content stack lists the options: labyrinth, easy points, difficult points, and a white board—which is a blank canvas for creativity!




Expand content stack



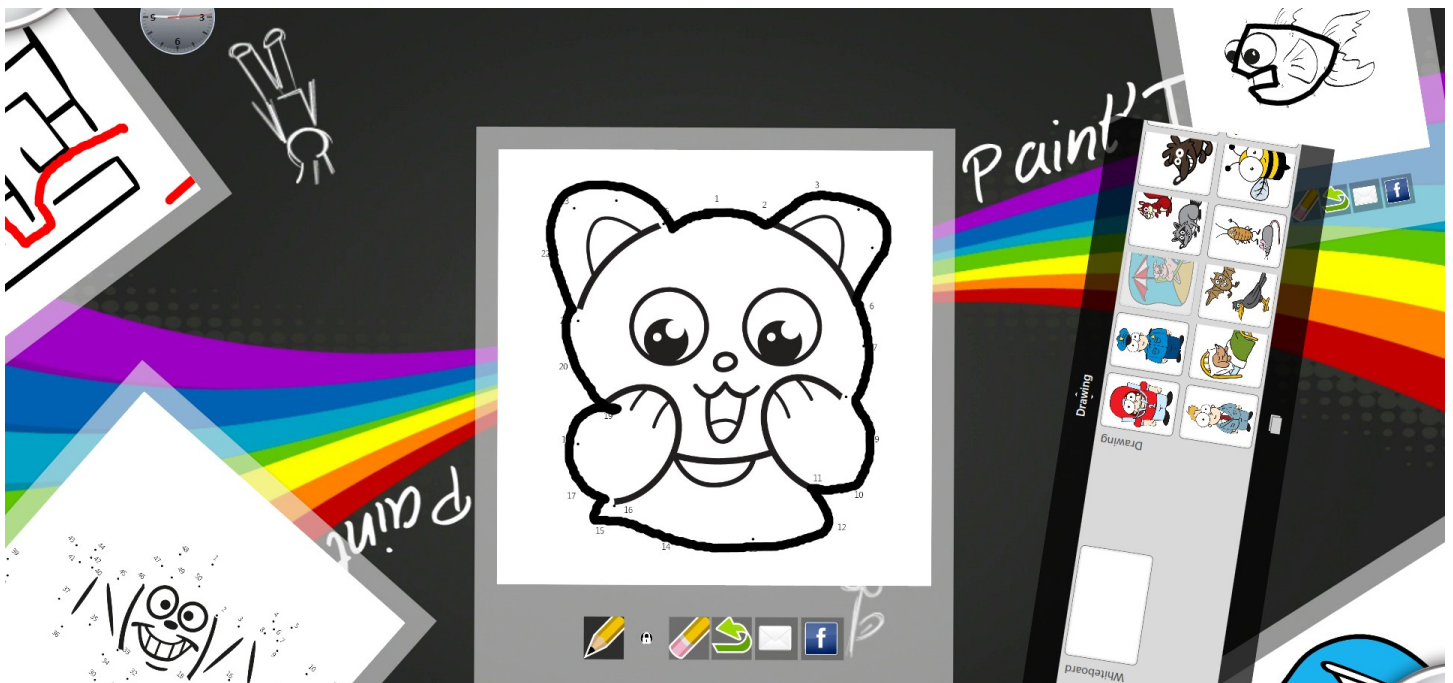
2. Labyrinth

The goal of the labyrinth is to navigate from the start to the finish. Select the pencil tool and trace your finger along your path of choice, making sure not to get stuck!



3. Points Puzzle

The points puzzles are best described as a draw-by-number. After selecting your puzzle, touch the pencil tool and trace your finger from point to point with the numbers ascending. When you've connected the dots correctly, the true picture will be clear!




How to Play (Continued)

4. White board

For children who want to draw free hand, the white board is a great choice. This option allows users to paint and draw freehand using all the same painting tools available for the guided drawings.

5. Sharing via email and Facebook

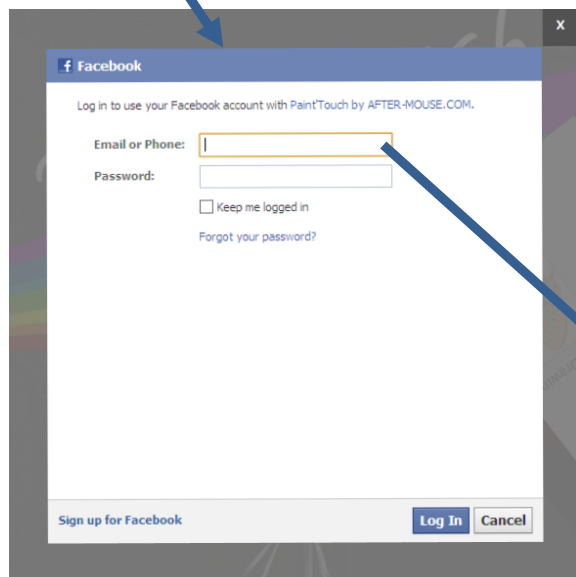
Once your drawing or puzzle is completed, PaintTouch makes it easy to share with friends and family. Selecting the disk icon in the tool bar will allow users to save their projects and send via email. A virtual keyboard will appear to type in the email address.




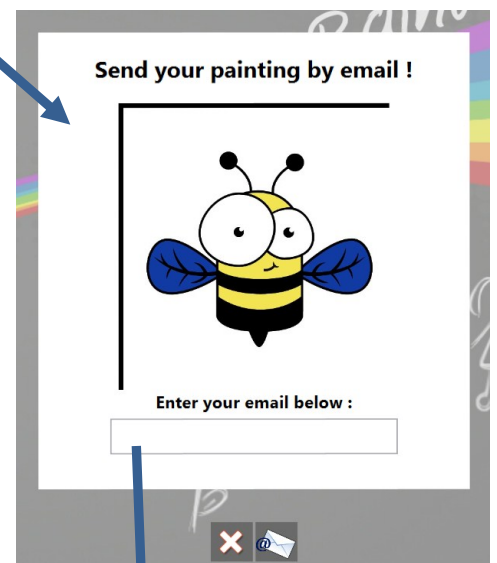
Touching the Facebook icon will launch a keyboard as well so users can log in and post their drawing to Facebook!



Post via Facebook



Send via email



Customer support

Customer satisfaction is our number one priority at AFTER-MOUSE.COM. If you are having any technical issues with this game, please contact our customer support.

We will have a team member respond to your inquiry as soon as possible!

By email at support-games@after-mouse.com

On our website at <http://www.after-mouse.com/support/upload/>

Thanks for playing!

Frequently asked questions

What are the system requirements to run Paint'Touch?

Paint'Touch requires a multi-touch device, Dual Core Processor with 2 GB minimum memory, 4 GB recommended memory for optimal speed. Full HD resolution is also recommended for best performance.

What is the recommended age for Paint'Touch?

Paint'Touch is ideal for young children, but suitable for all ages.

How many different drawings and puzzles are there?

There are 50 activities, 20 of them drawings and the other 30 are various puzzles and point games.

How do I start a new painting or puzzle?

Select your activity from the content stack. Touching the pencil tool will begin the activity. Even if you only wish to use the bucket tools and eraser, touching the pencil tool begins the drawing or puzzle. Touching the activity before the pencil allows you to move your activity on screen before starting.

The undo button doesn't seem to be undoing my actions?

The undo button only tracks your actions using the pencil, so pushing it will undo your last pencil action. The bucket fill and eraser are not tracked and cannot be reversed using the undo button.

How do I change the pencil's color for my labyrinth or points puzzle?

The color palette is only available for the drawings and whiteboard. Puzzles have only one pencil option.

How do I delete one of my drawings or puzzles?

There is no button to delete the activities, but you can use your finger to slide them off the screen so they aren't in view.

The email and Facebook options don't seem to be working.

Have you checked your computer's internet connectivity? Both email and Facebook require an active internet connection to function.

How do I quit Paint'Touch?

Touching the hand button in the corner will launch the options menu, which allows you to quit or view the instructions.